






**AMUR MAPLE** *Acer ginnala*

   $\updownarrow$  5 m / 16'  $\leftrightarrow$  4 m / 13'

A small, rounded, low-branched tree noted for its exceptional red fall colour. A favourite for residential landscapes with its compact form. Transplants easily and adapts to a wide range of soils. Available in single or multi stem





**AMUR MAPLE - FLAME** *Acer ginnala 'Flame'*

   $\updownarrow$  5 m / 16'  $\leftrightarrow$  4 m / 13'

Outstanding rounded Maple selected for its brilliant red fall colours and summer red fruit. Best used for screens and groupings. Available in single or multi stem.



**AMUR MAPLE - RUBY SLIPPERS** *Acer ginnala 'Ruby Slippers'*

   $\updownarrow$  6 m / 20'  $\leftrightarrow$  6 m / 20'

Unusual for this species, this cultivar has a single straight trunk. The abundant bright red fruit is persistent, hanging in pairs like ballet slippers. It has dark green foliage in the summer, turning brilliant shades of yellow, orange and red in fall.



**AMUR MAPLE - ROYAL CROWN®** *Acer ginnala 'JefUM'*

   $\updownarrow$  5 m / 16'  $\leftrightarrow$  4 m / 13' USPP#27278

A desired improvement over the species. Royal Crown offers a compact form with medium green foliage that turns a dark, wine-red in fall.





**MANITOBA MAPLE** *Acer negundo*

   $\updownarrow$  12 m / 39'  $\leftrightarrow$  10 m / 33'


A high-headed tree forming a broad, rounded shape at maturity. Transplants easily and will tolerate a wide range of soils. Vigorous grower.

**BOXELDER MAPLE - MANITOBA SENSATION** *Acer negundo 'Manitoba Sensation'*

   $\updownarrow$  9 m / 30'  $\leftrightarrow$  5 m / 16'

Uniform growth habit with symmetrical branching. Great red fall color.

**NORWAY MAPLE - PRAIRIE SPLENDOR** *Acer platanoides 'Prairie Splendor'*

  $\updownarrow$  10 m / 33'  $\leftrightarrow$  7 m / 25'

Accent or shade tree is graced with burgundy to rich purple leaves the whole season.


**SILVER MAPLE** *Acer saccharinum*

  $\updownarrow$  12 m / 39'  $\leftrightarrow$  8 m / 26'

Known for it's traditional maple leaf. This faster growing tree is good for a large space.



**SILVER MAPLE - SILVER CLOUD®** *Acer saccharinum 'Silver Cloud'*

  $\updownarrow$  13 m / 42'  $\leftrightarrow$  8 m / 26' COPF

A hardier upright, oval selection of Silver Maple produced by Rick Durand of Portage la Prairie, Manitoba. Excellent for cold weather climates, a fast grower with a strong central leader and a dense crown.



**SUGAR MAPLE - UNITY** *Acer saccharum 'Jefcan'*

  $\updownarrow$  12 m / 39'  $\leftrightarrow$  9 m / 29'

Slow-growing, pyramidal to oval crown. Green leaves hang from longer than normal petioles. Fall foliage is yellow-orange. Selected for its hardiness.



**TATARIAN MAPLE - RUGGED CHARM®** *Acer tataricum* 'JFS-KW2'

☀️☀️ ⬆️ 8.5 m / 28' ⬅️ 4.5 m / 15'

This compact tree features bright red, eye-catching fruit. In fall, foliage shows off a rich mix of yellow, orange, and bright red.

**TARTARIAN MAPLE - HOT WINGS®** *Acer tataricum* 'Gar Ann'

☀️☀️ ⬆️ 5 m / 16' ⬅️ 4 m / 13' USPP#15023

This compact, oval tree offers dark green foliage and bright red samaras. Tolerant of alkaline and dry soils.

**FREEMANII MAPLE - AUTUMN BLAZE®** *Acer x freemanii* 'Jeffersred'

☀️☀️ ⬆️ 12 m / 39' ⬅️ 9 m / 29' USPP#4864

This rapid grower is drought tolerant and will adapt to moist soils. The dense, oval habit, deep lobed leaves and red fall colour make this a specimen for a sheltered yard.

**OHIO BUCKEYE** *Aesculus glabra*

☀️☀️ ⬆️ 8 m / 26' ⬅️ 5 m / 16'

The palm-shaped leaves of this tree are unusual and attractive, especially in the autumn when the fall color is a range of yellows, orange and reds. Greenish-yellow flowers are produced on large panicles in spring followed by large light brown fruit.

**ALDER - PRAIRIE HORIZON®** *Alnus hirsutus* 'Harbin'


☀️☀️☀️ ⬆️ 9 m / 30' ⬅️ 7 m / 23' COPF

Medium size growth habit with good drought tolerance. Light coloured bark contrasts nicely with dark green foliage throughout summer. Displays a strong fall interest with attractive golden foliage.

**SERVICEBERRY - STANDING OVATION™** *Amelanchier alnifolia* 'Obelisk'

☀️☀️ ⬆️ 4 m / 13' ⬅️ 1.25 m / 4'

Multi-season interest and columnar form makes this plant perfect for today's landscape. White flowers in spring followed by purplish edible berries in June. Fall foliage displays shades of orange, yellow and reds providing a brilliant late season interest. Very cold tolerant.

**ROYAL FROST® BIRCH** *Betula* 'Royal Frost®'

☀️☀️ ⬆️ 10 m / 33' ⬅️ 6 m / 20'

Beautiful white bark with cinnamon hue and purple leaves make this upright tree a must.

**PAPER BIRCH** *Betula papyrifera*

☀️☀️ ⬆️ 11 m / 36' ⬅️ 6 m / 20'

A loosely pyramidal tree. Stately white bark is a standout in any landscape.

**PAPER BIRCH (CLUMP)** *Betula papyrifera* (clump)

☀️☀️ ⬆️ 10 m / 33' ⬅️ 8 m / 26'

A loosely pyramidal tree. Stately white bark is a standout in any landscape.

**CUTLEAF WEeping BIRCH** *Betula pendula* 'Dalecarlica'

☀️☀️ ⬆️ 12 m / 40' ⬅️ 7.5 m / 25'

A popular choice for front yard specimens. Showy white bark and graceful weeping branches makes this an interesting landscape feature. Does best in moist areas. Formerly known as *Betula pendula laciniata*.

**YOUNG'S WEeping BIRCH** *Betula pendula* 'Youngii'

☀️☀️ ⬆️ 5 m / 16' ⬅️ 4 m / 13'

A distinctive weeping form with no central leader. Can be easily pruned into desired size and shape. White exfoliating bark as it matures. Compact size makes it suitable for residential landscapes.

**DAKOTA PINNACLE® BIRCH** *Betula platyphylla* 'Fargo'

☀️☀️ ⬆️ 9 m / 30' ⬅️ 2.5 m / 8' COPF, USPP#10963

Yellow-white bark into maturity that doesn't peel. Has a wonderful golden fall colour. Tolerates heat and drought. A columnar tree.

**PARKLAND PILLAR® BIRCH** *Betula platyphylla* 'Jefpark'

☀️☀️ ⬆️ 8 m / 26' ⬅️ 2 m / 6' CPBR#4513, USPP#25468

Desirable columnar form and dark green glossy foliage contrasts nicely against the mature white bark. Ideal for screening where privacy is highly sought.

**EMERALD FLARE™ TIANSHAN BIRCH** *Betula tianshanica* 'Emerdak'

☀️☀️☀️ ⬆️ 5 m / 25' ⬅️ 3 m / 10'

A distinctive birch selection, which grows in a narrowly pyramidal form. Attractive white exfoliating bark with gray and slight orange undertones.

**SUTHERLAND CARAGANA** *Caragana arborescens* 'Sutherland'

☀️☀️☀️ ⬆️ 5 m / 16' ⬅️ 2 m / 6'

An upright columnar form of the species, useful for tall hedges and screens. Drought tolerant and extremely hardy.

**DELTA HACKBERRY** *Celtis occidentalis* 'Delta'

☀️☀️☀️ ⬆️ 13.7 m / 35' ⬅️ 12 m / 40'

Deciduous tree with a more or less rounded form. Green foliage throughout the season. The pointy leaves turn buttery-yellow in fall. Warty gray bark adds an interesting dimension to the landscape.

**SNOWBIRD HAWTHORN** *Crataegus x mordenensis* 'Snowbird'

☀️☀️☀️ ⬆️ 5 m / 16' ⬅️ 4 m / 13' COPF

Double, white flowers are followed by showy bright red fruits. Its compact size has made it a common choice for homeowners. A seedling of Toba Hawthorn but considered hardier.

**RUSSIAN OLIVE** *Elaeagnus angustifolia*

☀️☀️ ⬆️ 9 m / 30' ⬅️ 5 m / 16'

Showy fragrant blooms, pea-size fruit and long lasting silver foliage gives an excellent contrast. Tolerates poor soils, salt and wet. Irregular habit.

**WHITE ASH - TUXEDO** *Fraxinus americana* 'Durgar'

☀️☀️☀️ ⬆️ 10 m / 33' ⬅️ 6 m / 20'

A hardy selection of White Ash from Manitoba with superior purple fall foliage and an upright compact form.

**MANCANA ASH** *Fraxinus mandshurica* 'Mancana'

☀️☀️☀️ ⬆️ 10 m / 33' ⬅️ 6 m / 20'

Ideal for residential use with its clean and dense, oval form. Very adaptable to drought and excessive moisture conditions. No serious disease problems.





**TROJAN GREEN ASH** *Fraxinus pennsylvanica 'Durwinky'*

☀️ ↑ 12 m / 39' ↔ 7 m / 23'  
 Excellent shade tree for smaller sites due to its very upright, compact, narrow form. Shiny green foliage turns yellow in fall. Considered to be the hardest, seedless green ash.

**GREEN ASH - PRAIRIE SPIRE®** *Fraxinus pennsylvanica 'Rugby'*

☀️ ↑ 13 m / 42' ↔ 7 m / 23' COPF  
 Features a tight, narrow, upright form, attractive foliage and excellent cold hardiness. Suitable for a wide range of applications. Seedless.



**THORNLESS HONEYLOCUST - NORTHERN ACCLAIM®** *Gleditsia triacanthos var. inermis 'Harve'*

☀️ ↑ 10 m / 33' ↔ 7 m / 23' COPF  
 A NDSU introduction with superior cold hardiness. Attractive boulevard specimen with bright green lacy foliage that develops a brilliant yellow colour in fall. Broad, open form with symmetrical branching.

**HONEYLOCUST - PRAIRIE SILK®** *Gleditsia triacanthos var. inermis 'Dursan'*

☀️ ↑ 6 m / 20' ↔ 6 m / 20'  
 Has a strong open, spreading branching habit with attractive foliage. Does not form pods. Adaptable to most well drained soils. Resistant to insects and disease with a high tolerance to salt.



**BLACK WALNUT** *Juglans nigra*

☀️ ↑ 9 m / 30' ↔ 7 m / 23'  
 An ideal oval, upright shade tree with large green foliage. Produces round nuts in the fall, in pairs or singly, enclosed in a green husk. The nuts are edible and highly nutritious.

**DARK KNIGHT™ FLOWERING CRAB** *Malus 'ByFrank'*

☀️ ↑ 6 m / 20' ↔ 4 m / 13'  
 Excellent upright form with very dark purple leaves, and pinkish-red flowers. Good disease resistance. Great selection for smaller spaces. Tolerant of urban settings.



**COURAGEOUS FLOWERING CRAB** *Malus 'Durlawrence'*

☀️ ↑ 6 m / 20' ↔ 4 m / 13'  
 A seedless broad, upright Crabapple with pink flowers. Dedicated to the memory of Lawrence E. Aubin.

**GLADIATOR® FLOWERING CRAB** *Malus 'Durtleo'*

☀️ ↑ 6 m / 20' ↔ 3 m / 10' COPE, CPBRAE, USPP#20167  
 Attractive pink flowers with glossy, purple leaves and small purple ornamental fruit. Excellent disease resistance. Tight, upright form.



**JADE BOUQUET FLOWERING CRAB** *Malus 'Jade Bouquet'*

☀️ ↑ 5 m / 16' ↔ 1.5 m / 5'  
 Columnar, upright form with dark green foliage. Beautiful white blooms in mid-spring and bright red fruit by summer. Fireblight and apple scab resistant.

**STARLITE® FLOWERING CRAB** *Malus 'Jeflite'*

☀️ ↑ 6 m / 20' ↔ 4.5 m / 15' COPF  
 Abundance of white flowers appear in spring followed by solid green foliage throughout the growing season. Retained tiny red fruit, adds to winter interest.



**PURPLE SPIRE® FLOWERING CRAB** *Malus 'Jefspire'*

☀️ ↑ 6 m / 20' ↔ 1.5 m / 5'  
 Erect form with purplish-green foliage throughout summer, purple intensifies as fall weather approaches. Pink flowers contrast nicely against dark foliage. Purple fruit is displayed in fall. Excellent choice where privacy is desired.

**SHAUGHNESSY COHEN FLOWERING CRAB** *Malus 'Shaughnessy Cohen'*

☀️ ↑ 6 m / 20' ↔ 5 m / 16' COPF  
 One of the first Crabapples to leaf in spring. Its foliage has a reddish hue. Fruit attracts birds. Uniform, rounded habit.



**SPRING SNOW FLOWERING CRAB** *Malus 'Spring Snow'*

☀️ ↑ 6 m / 20' ↔ 4 m / 13' USPP#2667  
 A unique selection producing a dense, oval habit. Heavy producer of blooms in spring with attractive shiny foliage. No fruit is produced, making it desirable for street planting.

**THUNDERCHILD FLOWERING CRAB** *Malus 'Thunderchild'*

☀️ ↑ 6 m / 20' ↔ 5 m / 16' COPF  
 Flowers appear in spring before foliage of deep purple. Similar to Royalty but with excellent resistance to fireblight. A favourite with both homeowners and tree growers. Upright, spreading habit.



**MIDNITE SPIRE FLOWERING CRAB** *Malus x adstringens 'Jefnite'*

☀️ ↑ 6 m / 20' ↔ 2 m / 7'  
 Unique narrow variety makes for a great feature tree in small spaces. Dark purple, glossy foliage all season. Sparse highly fragrant, pink flowers followed by small red fruit that attracts birds.

**GREEN WALL FLOWERING CRAB** *Malus 'Jefwall'*

☀️ ↑ 6 m / 20' ↔ 2 m / 6' USPP#35109  
 A beautiful tree with a narrow columnar habit. Covered with abundant clusters of fragrant, white flowers in spring. Tiny red fruit is small, persistent, and adds ornamental value for fall and winter. Where fruit trees are purchased in a fibre pot, it is highly suggested that fibre pots should remain with root ball when planted.



**POPLAR - AC SUNDANCER** *Populus 'ACWS151'*

☀️ ↑ 12 m / 40' ↔ 3 m / 10'  
 A recent selection by AAFC-AESB Agroforestry Development Centre, Indian Head SK. An extremely cold hardy and drought tolerant tree with exceptional disease resistance and very low sucking tendencies. Popular columnar form makes it ideal for smaller landscapes.

**POPLAR - BALSAM** *Populus balsamifera*

☀️ ↑ 10 m / 33' ↔ 5 m / 16'  
 Narrow crown; pyramidal with thick ascending branches. One of Canada's hardiest trees. This native tree can be messy and invasive.



**PLAINS COTTONWOOD** *Populus sargentii*

☀️ ↑ 24 m / 80' ↔ 12 m / 40'  
 Pyramidal when young but becomes rounded with age. The large heart-shaped leaves turn yellow in fall.

**POPLAR - SIOUXLAND COTTONWOOD** *Populus deltoides 'Siouxland'*

☀️ ↑ 14 m / 46' ↔ 9 m / 30'  
 A cottonless selection of Cottonwood with large, glossy shimmering foliage that is very rust resistant. Very tolerant of environmental pollutants. Vase-shaped form.



**ASPEN - GUARDIAN®** *Populus 'Jefguard'*

☀️ ↑ 12 m / 39' ↔ 2.7 m / 9'

A columnar, seedless variety that's fast growing and tolerant of poor growing conditions. It has rich green deciduous foliage. The large heart-shaped leaves turn yellow in fall.

**POPLAR - SWEDISH COLUMNAR ASPEN** *Populus tremula 'Erecta'*

☀️ ↑ 9 m / 30' ↔ 1.25 m / 4'

Fast growing, seedless and columnar habit. Prairie hardy. Excellent screen or windbreak and where privacy is a concern. Attractive fall colour adds to its stately appearance.

**POPLAR - QUAKING OR TREMBLING ASPEN** *Populus tremuloides*

☀️ ↑ 12 m / 40' ↔ 9 m / 30'

The form of this tree starts as an upright pyramidal shape when young and branches to a rounded form at maturity. Foliage turns to golden in the fall.

**POPLAR - PRAIRIE SKYRISE TREMBLING ASPEN** *Populus tremuloides 'Prairie Skyrise'*

☀️ ↑ 10 m / 33' ↔ 1.5 m / 5' CPBR#4582, USPP#26575

Fast growing, upright columnar form with very compact branching habit and deep green foliage. Leaves out earlier than Swedish Aspen. Golden-yellow fall colour. Excellent for screens and windbreaks. Perfect for small yards. Best in a moist, well-drained soil.

**POPLAR - TOWER** *Populus x canadensis 'Tower'*

☀️ ↑ 10 m / 33' ↔ 1 m / 3'

Columnar form, seedless, branches to ground. Excellent screen or windbreak. Fast growing.

**POPLAR - ASSINIBOINE** *Populus x 'Assiniboine'*

☀️ ↑ 15 m / 50' ↔ 12 m / 40'

Noted for its narrow, upright habit. One of the best selections for this region with an attractive pyramidal shape that is highly resistant to gall mite and canker.

**POPLAR - OKANESE** *Populus x 'Okanese'*

☀️ ↑ 12 m / 40' ↔ 8 m / 26'

A fast-growing, rounded tree with large leaves. Best growth on moist soils. Very disease resistant.

**POPLAR - PRAIRIE SKY** *Populus x canadensis 'Prairie Sky'*

☀️ ↑ 11 m / 36' ↔ 3.5 m / 11' COPF

Highly desired for narrow form. Ideal as a windbreak or where privacy is a concern. Highly resistant to leaf rust and canker. Fast growing.

**AMUR CHERRY - KLONDIKE®** *Prunus maackii 'Jefdike'*

☀️ ↑ 7.5 m / 25' ↔ 4.5 m / 15'

Excellent flowering tree in residential and commercial plantings. Klondike® is a four season ornamental with outstanding bark colour throughout the winter months.

**AMUR CHERRY - MING** *Prunus maackii 'Ming'*

☀️ ↑ 7.5 m / 25' ↔ 5 m / 16'

A dark barked, almost burgundy in colour with a superior tolerance to frost cracking. Uniform branching habit gives this tree a very full form at a young age. Compared to recent introductions, 'Ming' is a great improvement.

**PRINCESS KAY PLUM** *Prunus nigra 'Princess Kay'*

☀️ ↑ 4.5 m / 15' ↔ 3.5 m / 11'

The perfect tree for today's landscape. Double, white flowers smother the tree in spring (very little fruit is produced with double blooms), followed by contrasting foliage of bronze-green with dark bark. A hardy selection of native wild Canada Plum.

**PINCHERRY** *Prunus pensylvanica*

☀️ ↑ 5 m / 16' ↔ 3 m / 10'

Makes an attractive oval, upright tree. Requires sun and is very tolerant to all soils except poorly drained sites. Very hardy.

**SCHUBERT CHOKECHERRY - DWARF ARROWHEAD** *Prunus virginiana 'Arrowhead Schubert'*

☀️ ↑ 5 m / 16' ↔ 4 m / 13'

A good choice for smaller landscapes with its compact form. Attractive dark purple foliage throughout the season. Stronger resistance to disease with a more controlled grow rate.

**SCHUBERT CHOKECHERRY - MIDNIGHT** *Prunus virginiana 'Midnight'*

☀️ ↑ 8 m / 26' ↔ 5 m / 16' COPF

A handsome oval, upright tree with dark purple foliage. A non-suckering selection from Lakeshore Tree Farms in Saskatoon. Fast growing.

**MUCKLE PLUM** *Prunus x nigrella 'Muckle'*

☀️ ↑ 5 m / 16' ↔ 3 m / 10'

Dark plum glossy foliage turns orange-red in fall. Rose-pink blooms emerge from bright red buds in early spring. Hardy low maintenance plant with a rounded growth habit. Makes a great small accent.

**NAVIGATOR® ORNAMENTAL PEAR** *Pyrus 'DurPSN302'*

☀️ ↑ 8 m / 26' ↔ 4 m / 13'

This pyramidal ornamental pear tree offers a real nice show in early spring. Green and glossy foliage and seldom fruits.

**BUR OAK** *Quercus macrocarpa*

☀️ ↑ 15 m / 49' ↔ 10 m / 33'

Traditional upright, oval Oak Tree. Slow growing and long lived. Acorn fruit, native to the Prairies. Makes an impressive park or large area specimen tree.

**PRAIRIE CASCADE WILLOW** *Salix 'Prairie Cascade'*

☀️ ↑ 10 m / 33' ↔ 9 m / 30' COPF

Prairie Cascade is a hardy tree with glossy green foliage and a weeping habit. The stems are golden and of interest in the winters.

**SILKY WHITE WILLOW** *Salix alba*

☀️ ↑ 15 m / 49' ↔ 9 m / 30'

Silky White Willow is a common broad, oval tree with a fast growth rate, and masses of silvery leaves. A great tree for contrast.

**GOLDEN ADVANCE WILLOW** *Salix alba 'Golden Advance'*

☀️ ↑ 11 m / 36' ↔ 6 m / 20'

The bark is golden. A great broad, oval tree for contrast. Like most willows, it tolerates very moist soil.



**WEeping LACE WILLOW** *Salix babylonica 'Lace'*

☀️ ↑ 10 m / 33' ↔ 10 m / 33'

Highly sought after weeping form of Willow for the prairies. Graceful arching branches sweep downward toward the ground. Ideal for large areas, preferably on the edge on a pond. Avoid dry locations.

**PRAIRIE REFLECTION® LAUREL WILLOW** *Salix pentandra 'Silver Lake'*

☀️ ↑ 11 m / 36' ↔ 8 m / 26' COPF

The glossiness of the leaves reflect sunlight much like a mirror, hence its name. Fast grower, excellent for windbreaks or screens. Very hardy and adaptable. Rounded form.

**AMERICAN MOUNTAIN ASH** *Sorbus americana*


☀️ ↑ 6 m / 20' ↔ 5 m / 16'

Compact tree of vigorous growth with ascending branching habits. Rich autumn tints. Small bright red fruit in clusters are produced after the creamy-white flowers have faded.

**EUROPEAN MOUNTAIN ASH** *Sorbus aucuparia*

☀️ ↑ 8 m / 26' ↔ 5 m / 16'

A hardy selection with an upright rounded form producing orange-red fruits in clusters providing a winter food source for local birds.

**LUXOR PYRAMIDAL MOUNTAIN ASH** *Sorbus aucuparia 'Advance Columnar'*

☀️ ↑ 6 m / 20' ↔ 2 m / 7'

Columnar branching habit with striking dark green foliage that produces bright orange berries in the fall.

**BLACK HAWK MOUNTAIN ASH** *Sorbus aucuparia 'Black Hawk'*

☀️ ↑ 9 m / 30' ↔ 6 m / 20'

A strong upright, oval form that lends itself to smaller spaces. Attractive foliage of dark green turns an impressive fall colour. Fruits produced are orange-red and slightly larger than other varieties.

**RUSSIAN MOUNTAIN ASH** *Sorbus aucuparia 'Rossica'*

☀️ ↑ 8 m / 26' ↔ 4.5 m / 15'

The tallest of the Mountain Ash, bearing clusters of tiny red fruits. Upright, pyramidal form.

**DECORA (SHOWY) MOUNTAIN ASH** *Sorbus decora*

☀️ ↑ 7 m / 23' ↔ 5 m / 16'

One of our smaller mountain ash varieties that is a prolific bloomer. It has good disease and sunscald resistance.

**JAPANESE TREE LILAC** *Syringa reticulata*


☀️ ↑ 8 m / 26' ↔ 6 m / 20'

The white flowers, borne in early summer, are the main ornamental feature. Compact, oval form.

**JAPANESE TREE LILAC - IVORY SILK** *Syringa reticulata 'Ivory Silk'*

☀️ ↑ 6 m / 20' ↔ 5 m / 16' COPF

A superior selection with its fragrant clusters of white blooms and cherry-like bark. Excellent compact, narrow specimen tree.

**AMERICAN LINDEN** *Tilia americana*

☀️ ↑ 15 m / 49' ↔ 8 m / 26'

Large heart-shaped leaves provide an excellent source of shade. The pale yellow flowers are fragrant and are highly regarded by bees. Produces a nut-like fruit with a thin green husk. Excellent upright, pyramidal specimen tree.

**AMERICAN LINDEN - CURB APPEAL™** *Tilia americana 'Jordsun'*

☀️ ↑ 12 m / 39' ↔ 6 m / 20'

Upright growth habit and strong central leader. High resistance to leaf gall mite. Requires very little pruning. Tolerant of urban settings.

**AMERICAN LINDEN - SENTRY®** *Tilia americana 'McK Sentry'*

☀️ ↑ 13 m / 42' ↔ 8 m / 26'

Attractive, uniform branching habit and upright narrow form. Leaves turn to a beautiful orange, red and gold in fall.

**LITTLE LEAF LINDEN - GREENSPIRE™** *Tilia cordata 'Greenspire'™*

☀️ ↑ 12 m / 39' ↔ 7 m / 23' USPP#2086

Provides an oval, compact form with an excellent branching habit, dark bark and rich foliage. Pale yellow flowers have a spicy fragrance.

**LITTLE LEAF LINDEN - NORLIN™** *Tilia cordata 'Ronald'*

☀️ ↑ 12 m / 39' ↔ 9 m / 30' COPF, USPP#8239

A hardy, broad, pyramidal selection of Little Leaf Linden. Norlin™ is a vigorous grower with dark greenish-brown stems and shows an improved resistance to sunscald and leaf gall.

**LITTLE LEAF LINDEN - LONE STAR™** *Tilia cordata 'Skinner's Select'*

☀️ ↑ 10 m / 33' ↔ 8 m / 26'

Lone Star has a dense, rounded head and a slightly more compact form than the species. Ideal for specimen use on boulevards and in recreational areas.



**DROPMORE LINDEN** *Tilia x flavescens 'Dropmore'*

  11 m / 36'  7 m / 23'





Showy fragrant, cream-coloured blooms in early summer followed by small woody fruit in late summer. Excellent dense, pyramidal specimen tree.

**HARVEST GOLD® LINDEN** *Tilia mongolica 'Harvest Gold'®*

  12 m / 39'  7 m / 23' COPE, USPP#12232

Lovely exfoliating bark, golden buds and consistent gold fall colour. Tight upright, oval form makes it an excellent boulevard tree. Hybrid of a little leaf Linden and a Mongolian Linden.

**TRIUMPH™ ELM** *Ulmus 'Morton Glossy'*

   16 m / 52'  11 m / 36'

A large, vase-shaped form with glossy leaves. The glossy leaves turn an outstanding gold colour in the fall. Very good resistance to Dutch Elm Disease.

**AMERICAN ELM - BRANDON** *Ulmus americana 'Brandon'*

  16 m / 52'  10 m / 33'

A Manitoba selection of American Elm with a more compact form. Suitable for street or boulevard planting because of its vase-shaped habit.

**PATMORE ELM** *Ulmus americana 'Patmore'*

  13 m / 42'  7 m / 23'

Hardy and fast growing. Large, toothed leaves that turn a beautiful yellow colour in fall.

**NORTHERN EMPRESS JAPANESE ELM**  
*Ulmus davidiana var. japonica 'Burgundy Glow'*

  5 m / 25'  6 m / 20'

Unique, small statured elm adds a useful elm cultivar to diversify the availability of elm selections returning to the landscape. Beautiful burgundy-red coloured foliage in the fall.

**DISCOVERY® ELM**




*Ulmus davidiana var. japonica 'Discovery'®*

  10 m / 33'  7 m / 23' COPE, USPP#10558

A compact version of the Japanese Elm which is highly resistant to Dutch Elm Disease. Displays good cold hardiness with very little seed production.

**NIGHT RIDER ELM**

*Ulmus davidiana var. japonica 'Night Rider'*

  9-10 m / 30-35'  7-9 m / 25-30'

Purple fall colour makes this Japanese Elm unique. Dutch-Elm disease resistant, and improved branching habit.